

# Self-Collect - HPV Specimen Collection for the Cervical Screening Program


## PLEASE NOTE:

- The self-testing option is only available to women who have never been screened or are significantly under-screened (>30 years old, no HPV test in 7 years, and >2 years since last smear was due, i.e. >4 years since last smear). It is not to be used in addition to the normal cervical screening process.
- Samples that do not meet criteria will **not** be tested.
- Request form must clearly state: **Self-collect, cervical screening test.**
- Testing must be performed within 5 days of taking the sample.
- Self-collects are not as effective as samples taken by a doctor.
- The laboratories cannot do any reflex liquid-based cytology (LBC) on the sample if it is required.
- If the HPV test is positive for HPV 16/18 the patient will be referred to a specialist.
- If the HPV test is positive for other oncogenic HPV, the patient will need to return to her GP to have a sample for LBC.
- Self-collects are only to be taken in a health care facility, **NOT AT HOME.**
- Self-collection is contra-indicated in pregnancy.

## MATERIALS REQUIRED

For self-collect the following materials are required:

1. QML Pathology request form
2. Copan Floq swab (Red Top) - item number 684738 available from QML Pathology
3. Self-collect - HPV Specimen Collection of the Cervical Screening Program instructions (overleaf)



Copan Floq swab (Red Top)

## MEDICARE REBATE

Cervical screening requests that follow the National prescribed clinical guidelines will be bulk billed subject to Medicare guidelines and criteria.

For self-collection Medicare will only bulk bill for 1 test in a 7 year period for self testing.

If Medicare guidelines and criteria are not met, the sample will not be accepted.

There is **no** privately billed service for these samples.

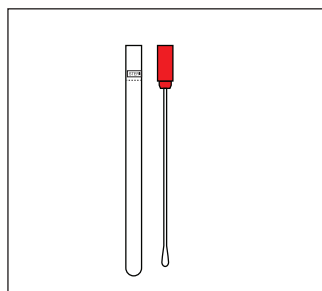
>>> CONTINUED OVERLEAF

# Self-Collect - HPV Specimen Collection for the Cervical Screening Program

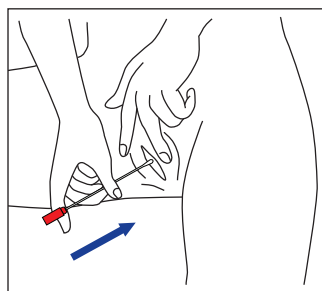
>>> CONTINUED FROM OVERLEAF

## SELF-COLLECTION

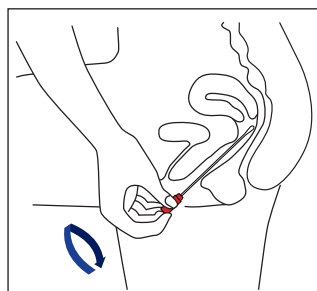
1. Use a Copan Floq swab (Red Top) (item no. 684738 available from QML Pathology) - do not use any lubricant.
2. Insert the Copan Floq swab (Red Top) deep into vagina, not just the entrance.
3. Move around in a circular motion for about 10 rotations and then move around other areas deep in the vagina.
4. Immediately place the Copan Floq swab (Red Top) back into the container and secure the cap.



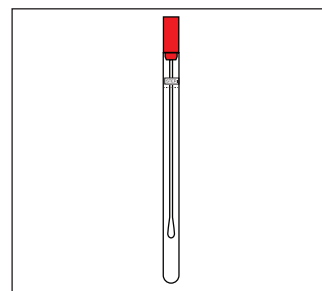
Step 1



Step 2



Step 3



Step 4

## THE DOCTOR MUST THEN

5. Record the patient's full name and date of birth on the swab container.
6. Complete the patient's details on the request form providing as much information as possible.

Pertinent clinical details are essential for reliable cervical screening.

Please clearly indicate **SELF-COLLECTION, CERVICAL SCREENING TEST** on the request form.

*Other important information* should be noted on the request form under clinical notes.

Doctor please consider:

- Patients who are symptomatic (e.g. history of abnormal vaginal bleeding or on a Test of Cure protocol) require both an HPV and a concurrent liquid-based cytology (LBC). A self-collect sample is therefore not recommended in these circumstances.
- Patients who have previously been diagnosed with endocervical adenocarcinoma in-situ (AIS), also require a concurrent LBC annually, and therefore a self-collect sample is not suitable.
- Patients who are immune deficient are advised to repeat testing in 3 years not 5 years.

## 7. Package the sample and request form for transportation

Place both the swab and request form into a specimen bag for transportation to the laboratory in the usual manner.